

# Care Guide For Adopted Dogs

A guide for new pet parents on welcoming,  
caring for and feeding their furry friend.



**Pedigree**<sup>®</sup>



# Congratulations

on giving an Indie a loving home and a  
chance at a happier life!

We're thrilled to join you on this great  
adventure



#BeIndieProud

# Index

- Know your dog... 3
- Why Indies make wonderful pets... 6
- Myths about adopting Indie dogs..... 7
- Lifestage care..... 8
- Getting started..... 9
- Get things ready at home.....12
- Vaccinations..... 14
- Toilet training..... 16
- Bath time..... 17
- Tips for training..... 18
- Socializing..... 19
- Feeding your dog..... 20
- General care tips for Indie dogs..... 29

# Know Your Dog



## Rajapalayam

Size: Large breed  
Life expectancy: 10-12 years  
Geography: Tamil Nadu  
Affectionate and devoted companions, they do not bond well with other pets.

## Indian Spitz

Size: Medium breed  
Life expectancy: 10-16 years  
Geography: Pan India  
Its claim to fame is the character 'Tuffy' from Hum Aapke Hai Kaun.  
Easy to train, friendly and loyal.



## The Mudhol Hound

Size: Medium/large breed  
Life expectancy: 10-12 years  
Geography: Karnataka  
Can be exceptionally loyal when treated with kindness.





## Pashmi Hound

Size: Medium/large breed  
Life expectancy: 10-12 years  
Geography: Deccan Plateau  
Can be trained to adjust well with families & children, they need to run at least 5km daily.

## Jonagi

Size: Large breed  
Life expectancy: 10-14 years  
Geography: West Bengal, Tamil Nadu, Andhra Pradesh & Karnataka  
One-man or one-family dog, they need to be exercised daily.



## Chippiparai

Size: Medium breed  
Life expectancy: 14-16 years  
Geography: Tamil Nadu  
Great family pet, easy to groom; they make loyal companions.

# Why do Indie dogs make wonderful pets?

-  They are accustomed to the tropical weather
-  They are healthy and have strong immune systems
-  They do not shed as much
-  They are attentive and intelligent
-  They are social and loving
-  They are territorial and make great watchdogs



# Myths About Adopting Indie Dogs

## They are prone to diseases like rabies

**FALSE:** They are just as prone to rabies as any other breed. If you have adopted an Indie from a shelter/NGO, they will most likely be vaccinated. If not, make sure to get them vaccinated duly.

## They are difficult to train

**FALSE:** Once they have settled into a controlled environment, they can be trained and domesticated. All it takes is patience, consistency, praise and treats. Make sure not to scold/yell/threaten them.

## They might run back onto the street

**FALSE:** Indie dogs are loyal and are not known to abandon their families once they have settled in. However, it is important to sterilize them as they tend to wander in search of a mate during mating season.

## When you adopt an Indie, you save a life

**TRUE:** Thousands of indie dogs in India are at a risk of losing their lives due to starvation, road accidents, poor living conditions. Sometimes, they are even put down. By adopting an indie, you not only save a life, but make it better.



# Lifestage Care

## Puppy (0 to 12 months):



Puppies require a high level of commitment. They need to be fed 3-4 times a day, they need to be taken out after every meal so they can be potty trained, they need to be taken for regular vet visits so they can get all their vaccines. While grooming is not as frequent, they will need time every day for obedience training and socialising.

## Adult (Adult (1 year to 7 years):



Adult dogs need to be fed 1-2 times a day. If not potty trained, they will require to be trained which may take longer (training puppies is easier). They need to be groomed frequently and exercised (vigorous activity) daily. Vet visits will not be as frequent unless they need booster shots or are unwell.

## Senior (7+ years):



Senior dogs also need to be fed 1-2 times a day. They require gentle exercise every day. They may also require more vet visits, especially if they have certain health issues. They will need regular grooming and special attention to their body language, diet as well as external factors like temperature, flooring, and other surfaces to avoid incidents as their eyesight deteriorates.



# Everything is about to change!

When your pooch arrives home, they will take a while to settle in. They will require special attention and care. We at Pedigree® would like to share a few tips that will help make this transition easier for them.




First things first, your dog will need plenty of love, hugs, patience and of course, nutritious food. Read on for useful tips to consider before they arrive.

# Pick a good name!

If your furry friend hasn't been named already, get the family together and propose names for them. We recommend that your pooch's name be short and easy to say.

Notice their features, physical and personality traits and pick a name that suits them.

**WINNING NAME:**



# Things to remember:



## Things to remember:

When did my pooch get home?

Day

Month

Year

The first thing he did was:

---

---

The cutest thing he did was:

---

---

The funniest thing he did was:

---

---



## Useful phone numbers:

Vet:



Clinic:

Phone number:

Address:



Dog Groomer:

Phone number:

Address:

# Get things ready at home!



## FOOD

Pedigree® provides the nutrients your doggie needs to stay healthy and protected—whether they are a pup or an adult. It is important that you check the feeding instructions at the back of the pack so you can feed them the right amount for their age and size. You can also use a measuring cup.



## BOWLS FOR FOOD & WATER

Look for bowls that are right for the size of your pooch. Always leave fresh clean water within their reach.



## BED

Make sure they have a comfortable and large place to sleep. It should be a nice spot, preferably inside the house, cozy and safe.



## BRUSH

Daily grooming will keep their coat shiny and clean.



## A TOY TO PAMPER THEM

If you don't want them to bite your shoes, remember that your dog should have their own toys. There are tons of toys with fun shapes that they will surely love.



## COLLAR, LEASH AND ID TAG

Each time your pooch goes for a walk, they will need a collar that is not too tight and a leash made of a resistant material. Attach an ID tag to the collar with your name and phone number so that you can be contacted in case they go missing.

# Give your newest family member a warm welcome!

## Give your newest family member a warm welcome!

The first few days that your pooch spends with you will be very important. They will get familiar with their new environment by sniffing around. Let them get a whiff of every corner of the house. They will probably try to bite things. Keep away things you don't want them to chew, remember that they are natural explorers. Pamper them and don't leave them alone for too long.

### PEDIGREE® TIP

If you have adopted a puppy, they may feel lonely and cry a little the first few days, but try not to visit them each time this happens. They will get used to their new home in just a few days.

### TAKE THEM TO THE VET



Schedule an appointment and take your pooch to the vet for a health evaluation. The vet will examine them and give you important medical advice.

# Schedule their vaccination

Vaccination is crucial for puppies after 8 weeks of age, since it:

- Prevents them from catching diseases
- Creates antibodies

Check if your pooch has been vaccinated, and make sure to ask for all their vaccination documents. If you have adopted a pup, here's a schedule you can follow:



Vaccine	Primary Dose (Puppy)	Primary Dose (Adult)	Booster	Recommendation
Distemper	3 doses, 2-3-4 months	2 dose, 3-4 weeks apart	Annual	Highly recommended for all ages
Adeno-virus-2	3 doses, 2-3-4 months	2 dose, 3-4 weeks apart	Annual	Highly recommended for all ages
Parain-fluenza	3 doses, 2-3-4 months	2 dose, 3-4 weeks apart	Annual	Highly recommended for all ages
Bordetella bronchi-septica	3 doses, 6-9-12 weeks	2 dose, 3-4 weeks apart	Annual	Recommended for dogs housed in kennels, pounds, etc.
Parvovirus	3 doses, 2-3-4 months	1 dose	Annual	Highly recommended for all ages. Optional dose at 5 months to overcome maternal antibody interference
Lyme Disease: Borrelia burgdorferi	Two doses: may be at 12 and 15 weeks	2-3 doses, 3 weeks apart	Annual	Optional, has regional prevalence. Check with your vet

**\*Speak to your local vet for the right age and booster if required**

# Toilet Training

Your pooch may or may not be toilet trained. Even if they are, they will need to be trained about where it's appropriate to go in their new home. It

## A FEW TIPS:

Designate an area for your Pooch to go to the toilet and take them there whenever you think they need to go: in the morning, after their meals and at night.

Use words like "toilet" "poop" or "pee", so your puppy will understand and learn what that area is for.



### PEDIGREE® TIP

If they accidentally relieve themselves outside of the designated area, don't yell at them or scold them, it's better to say "NO" and take them right away to the designated area.





# Bath Time!

## MAKE THIS TIME A FUN TIME!

For bath time, pick warm days and hours

Use a good quality shampoo and make sure to rinse and dry them thoroughly

We recommend that you bathe them every 3 or 4 weeks

Brush their hair properly and frequently to keep their coat clean and shiny



# Tips for training

You can teach your poch behaviour rules by playing with them. Guide them and show them what they are allowed to play with and what they are not. This way you'll form a great relationship with them.

Here are 2 basic tricks for you to start training your furry friend:

1.

When you take them for a walk, avoid pulling their leash too tight. Set the pace from the start and walk together. If they step ahead, give the leash a light tug to pull them back. At the same time give them the command "heel".

2.

If you want to teach them to sit, take a Pedigree® treat, put it close to their face and move it towards the back of their head as if you were caressing their forehead, so that they will lift their head and sit down. Once they do this, give them their reward and repeat it several times, The results will surprise you!



## PEDIGREE® TIP

Snacks are useful to educate and train your dog, they are an excellent reward that you can use to even teach them tricks.



# Socializing

Socialization in dogs starts in their first months of life and continues throughout their entire lives. Your dog may or may not be well socialised, however, it is crucial that they learn to interact properly with other dogs and humans.

**Here are some tips:**

- Expose them to all visitors and sounds so they can explore and learn by themselves
- Little by little, they should spend time in places with kids. This way they will get acquainted with different behaviour and sounds



# FEEDING YOUR DOG

Nutrition is the most important thing for your pooch's health. That is why it is very important that you carefully select the food that you'll give them.

## PACKAGED FOOD

- Provides the exact amount of nutrients and energy needed by dogs
- Contains the right balance and amount of nutrients according to their life stage
- It is made under high quality standards



# PACKAGED FOOD MYTHS

1.

Homemade food provides the same level of nutrition as processed food

**FALSE:**

Unlike processed food, homemade food will hardly provide full nutrition. It would be very difficult to achieve the right balance of vitamins, minerals and fats that your dog needs.

2.

It is good to feed your pooch bones to strengthen their bones and teeth

**FALSE:**

The best way to strengthen their bones and teeth is through a complete and balanced diet that contains the appropriate levels of calcium and phosphorus.

3.

It is good to feed them eggs and other supplements to improve their coat

**FALSE:**

Your dog's inner health will reflect on their coat. No supplement is necessary, you just need to give them food with the ideal balance of vitamins, minerals and fatty acids—such as **Pedigree®**.



## PEDIGREE® TIP

For your pooch to grow healthy and stay protected, we recommend you not feed them homemade food since it does not contain the right amount of nutrients they need.



# The Science behind Pedigree®

Feed your dog food that allows them to grow healthy and provides them with all the protection they need.



**Pedigree®** has dedicated the last 60 years to developing foods with the perfect balance of vitamins, fibers and proteins that dogs require to live happy and healthy through all their life stages.

**The Waltham®** research center, located in England, is the scientific support for Pedigree®. It is a leading authority that delivers all the knowledge to develop products that provide the best nutrition for pets.



**Waltham®** Centre for pet nutrition and care. Leicestershire, England

# Which Pedigree® food is ideal for your dog?



## Mother & Babydog starter 3 to 12 weeks



Contains essential nutrients to support their growth potential



Contains Vitamin E as a part of complete and balanced food to support natural defense.



## Puppy Dry food 12 weeks to Adulthood



Contains protein for stronger muscles.



Contains Zinc and Omega fatty acids for healthy skin and coat



Contains Vitamin E which supports the dogs immune system.



## ADULT DOG DRY FOOD

1 to 7 years



Complete and balanced with all essential nutrients



Promotes digestive health and supports natural defences



## ADULT SMALL DOG DRY FOOD

1 to 7 years



Complete, balanced and wholesome meal for small dogs



Formulated with small kibble which helps clean their teeth, promote proper chewing and helps support teeth and gum health



Packed with added essential nutrients



# Wet Food

An adequate balance between dry and wet food contributes to your pet's general well-being. Choose from a variety of flavors and nourish them

**Pedigree®** wet food, especially in the summer to aid hydration.








# Oral Health

It is important to maintain good oral hygiene habits for your pup from an early age. Ask your vet about the frequency and the ideal way to do this when they are still a puppy



# Feeding guidelines for puppies

## Dry Food

Expected adult body weight	<4 mos.	4-6 mos.	6-9 mos.	9-12 mos.	12-18 mos.	19-21 mos.	
Toy  < 5kg	50-100 gms	100-150 gms		Change to <b>PEDIGREE®</b> Adult dogfood.			
Small  5-10 kg	100-200 gms	150-200 gms					
Medium  10-25kg	200-250 gms	250-400 gms	350-450 gms				400-500 gms
Large  25-50kg	200-500 gms	350-650 gms	400-800 gms				500-900 gms
Giant  50-70kg	350-750 gms	500-900 gms	650-1000 gms				800-1150 gms

This is only guide for a **full day food requirement** for you dog. Your dog's needs may differ from the indicated amount depending on his activity level and body condition. Please ask your vet for help if you are unsure

# Feeding guidelines for adult dogs

## Dry Food

Approx adult body weight / Age of reaching adulthood		Recommended Daily Feeding* in (gms)
<b>Small</b> (up to 10kg) 7-9 months		110-170g
<b>Medium</b> (up to 10 to 25kg) 9-12 months		170-310g
<b>Large</b> (up to 25 to 50kg) 12-18 months		340-500g
<b>Giant</b> (up to 50 to 100kg) 18-24 months		560-990g

# Pedigree® stays with your pooch through all their life stages

We are sure that your newest family member will make your life even more special.

Remember that **Pedigree®** will always be by your side as you give your dog the care and love that they deserve throughout all the stages of their life.



**Puppy**

**Adult**

3 - 12 weeks

12 weeks to  
Adulthood







1+ years

**Pedigree® Tip:**

Mixing together dry food and wet food will help enhance the flavour, texture and aroma of your pooch's meal, while providing complete and balanced nutrition.



# General care tips for Indie dogs:

-  Give them time to build trust. Squat or sit at their level while interacting with them and face sideways if they are close to you
-  Gently get them used to a routine as they might take time to adapt to the indoors
-  Do not hover around when you serve them food. Fill their bowl, place it on the floor and back away
-  They are a very active breed so make sure they get enough exercise
-  They may be prone to repeated skin and ear infections so make sure to have a regular grooming routine and take them on routine vet visits
-  They may have a strong fight or flight response so make sure to earn their trust and socialise them



We wish you  
strong, healthy  
and happy



ur pooch a  
thy, active  
life ahead!



www.pedigree.in



#BeIndieProud

Follow us at :



PedigreeIndia



Pedigree\_India



Pedigree\_India



Pedigree India

For more tips and tricks, visit our "Pawsome Parenting" YouTube channel

**MARS**

